

1 **Figure legends**

2 **Figure 1.** Adult of *Baronia brevicornis*.

3 **Figure 2.** Female morphs. a) Brown, b) Black and c) Orange morphs. Males are
4 much more similar between morphs and resemble the brown morph of females.

5 **Figure 3.** Mean values for a) wing length and b) thorax width. Filled and empty
6 points show mean data for females and males, respectively. Error bars show
7 standard error.

8 **Figure 4.** Abundance over time. The solid line shows data for females and the
9 dashed line shows the data for males.

10 **Figure 5.** Number of female (a) and male (b) *Baronia brevicornis*
11 individuals of each colour morph. Black columns show data for
12 individuals collected in 2014-2015 and white columns for individuals
13 collected in 2017.

14

15

16

17

18

19

20

21

22

23

24

25 Figure 1

26



27

28

29

30

31

32

33

34

35


36

37

38

39 Figure 2

40



41

42

43

44

45

46

47

48

49

50

51

52

53

54

55

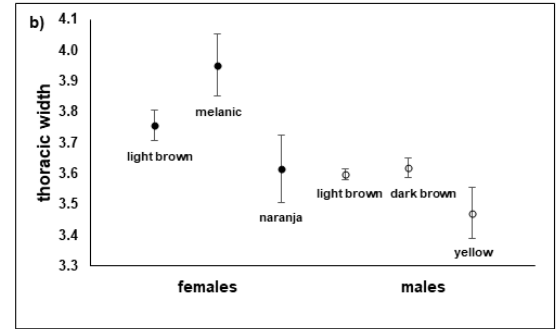
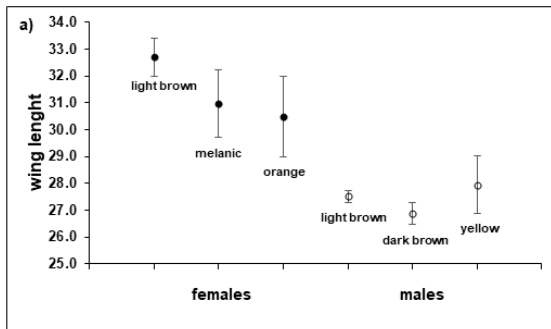
56

57

58

59 Figure 3

60



61

62

63

64

65

66

67

68

69

70

71

72

73

74

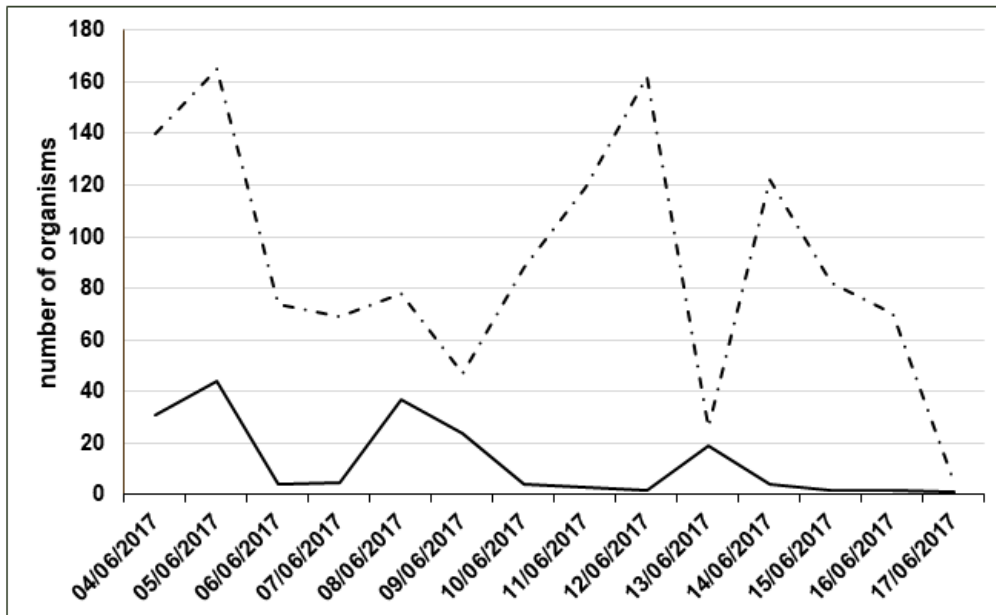
75

76

77

78 Figure 4

79



80

81

82

83

84

85

86

87

88

89

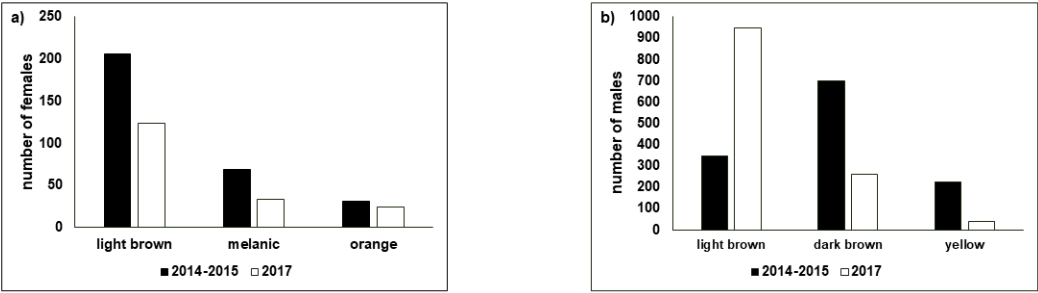
90

91

92

93 Figure 5

94



95

96

97

98

99

100

101

102

103

104

105